



# Integrating Digital Dashboards for Health Systems Strengthening: The Case of Sindh Province, Pakistan



**Nancy Brady**  
Senior Advisor, JSI

**December 4, 2017**

# Objectives

- Describe USAID Health Systems Strengthening (HSS) Component
- Discuss the development of the integrated web-based dashboard
- Describe HSS steps taken to ensure successful implementation and use
- Discuss mechanisms to track data quality
- Highlight lessons learned

# Data is everywhere





**How do you make data  
work for everyone?**





# Data needs to reach decision-makers



# The Health Systems Strengthening Component of USAID's Maternal and Child Health Program



# **We worked closely with the GOP from the beginning**

- Assessed health system strengths and weaknesses
- Identified constraints and interventions
- Identified solutions and presented to DOH for consensus
- No parallel infrastructure

# When we started, there was limited evidence-based decision-making

- Provincial and DHIS performance reports were not available
- Data accuracy was less than 50% at DOH facilities
- Data use was limited
  - No HR and monitoring and supervisory system
  - District level health budgets were increased as a flat rate



# Dashboard home page: one-click access



## Health Department Government of Sindh Integrated Dashboard

Logged in as mata ▾

Sindh Health Information System (SHIS) - Integrating health services, logistic and surveillance data

### MIS Dashboards



### Surveys



# The dashboard is a one-stop-shop to evaluate district performance

**M&E dashboard ranks districts  
based on key performance  
indicators in 3 areas**

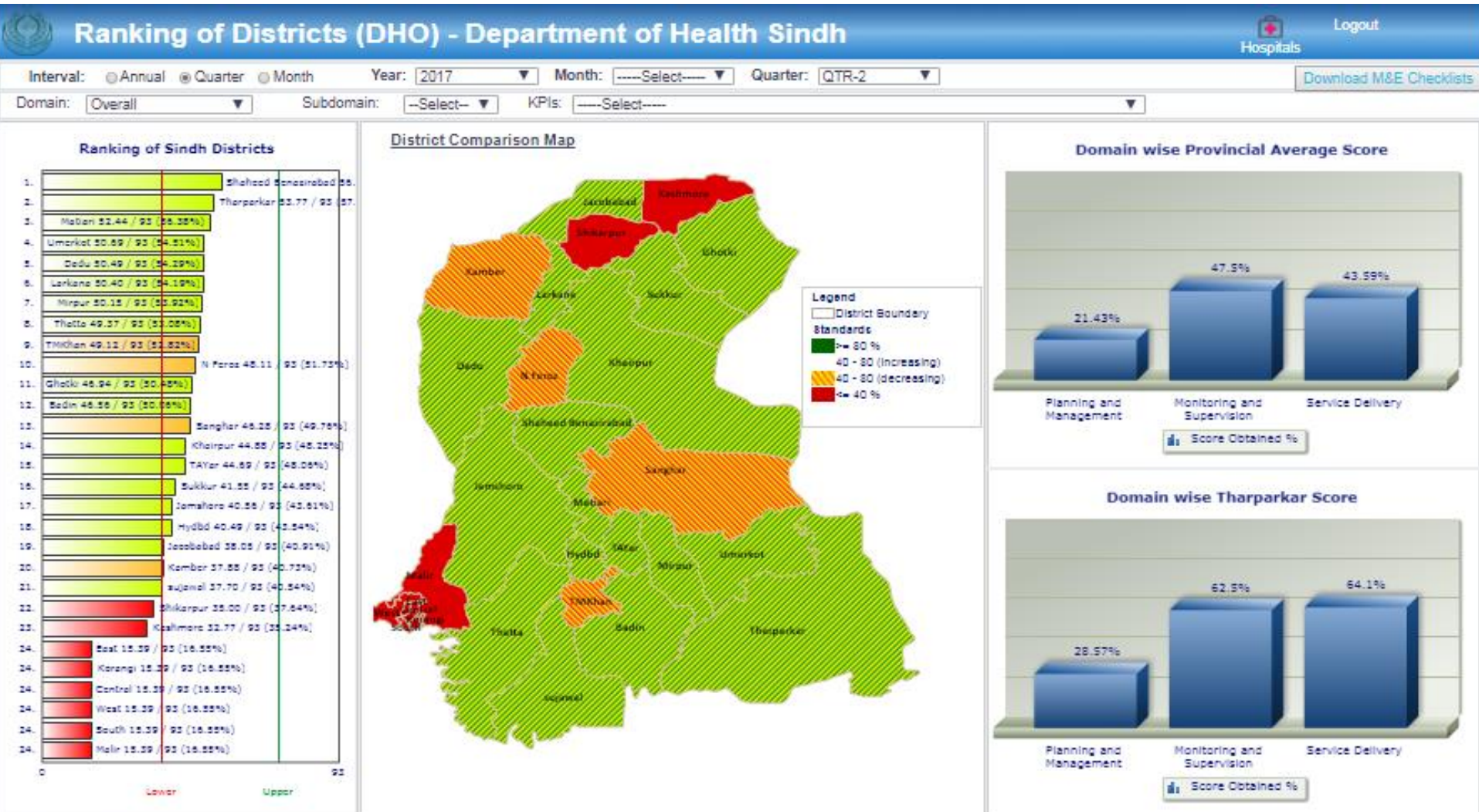


**planning &  
management**

**health  
service  
delivery**

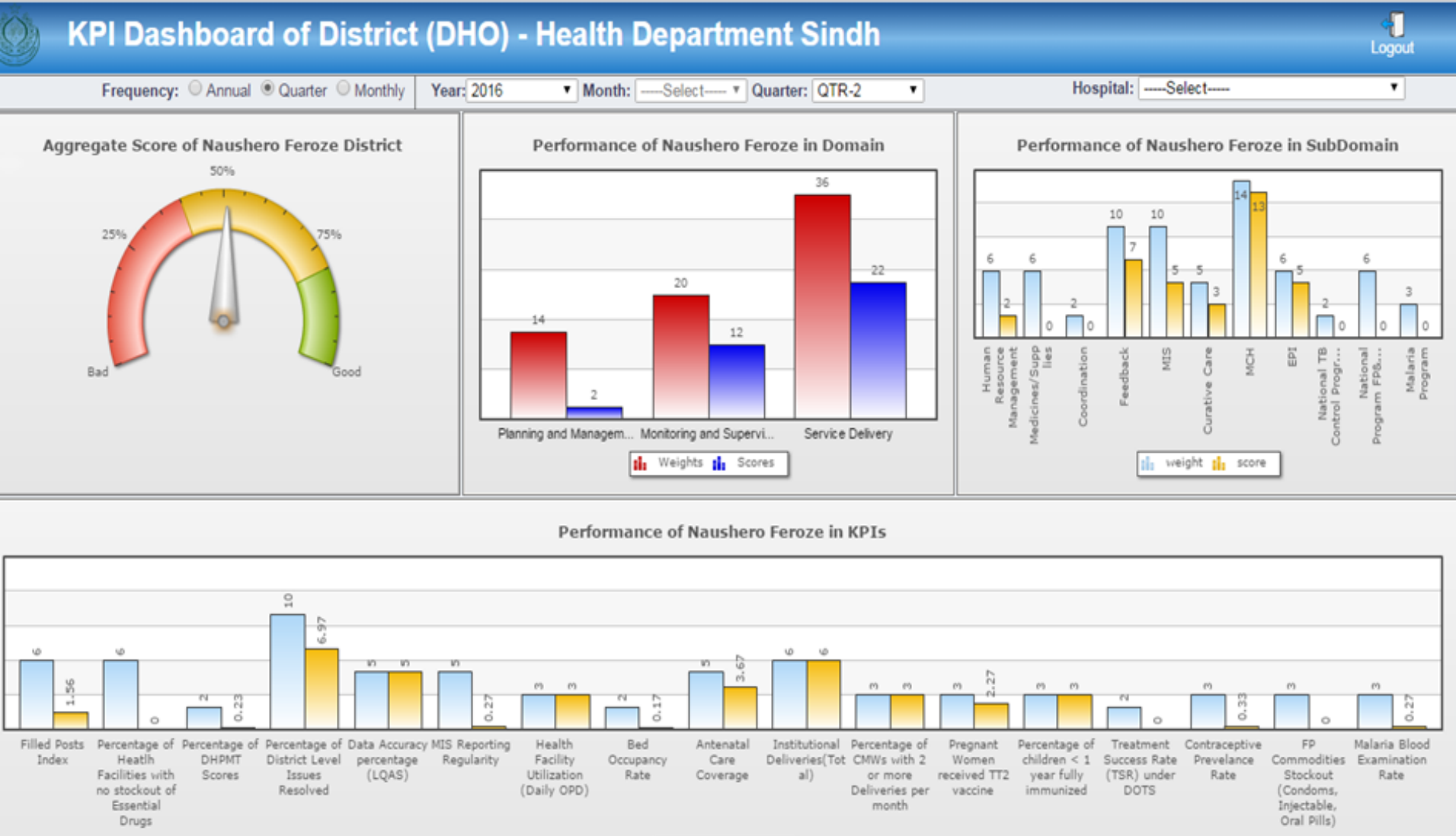
**monitoring  
& supervision**

# District ranking based on KPIs

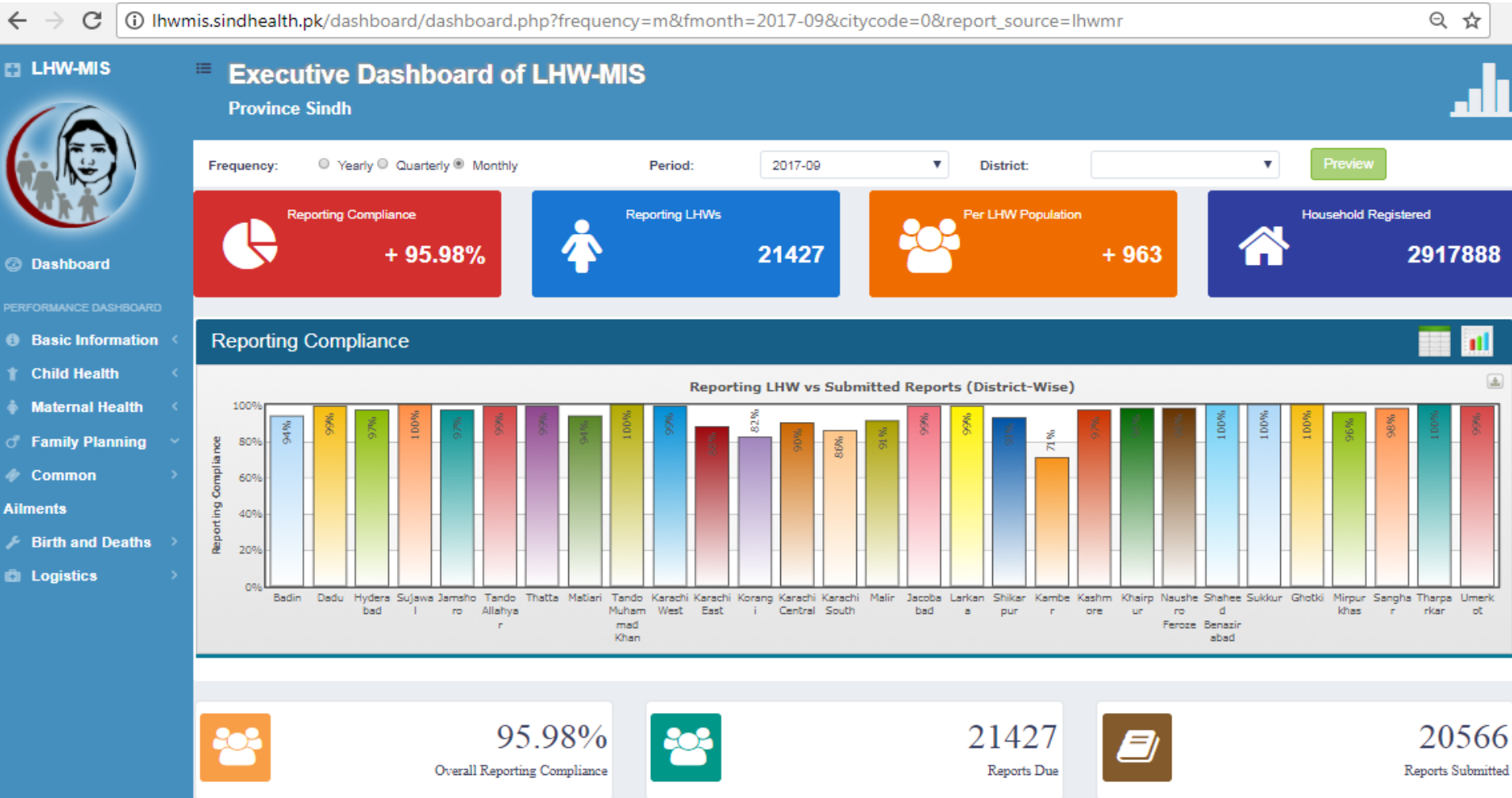




# Allows district managers to see individual district performance




# Two way accountability: lady health workers



# Supervisory visit verification through mobile app

checklists.sindhhealth.pk/plans/plan\_view/2919



**M**

Visit plan submission date

Designation of Supervisor

Program


Year - Month

Sr. No.	Visit Category	
1	DAP	DH
2	DAP	RH CE
3	DAP	BH
4	DAP	RH CE

Untitled - Google Chrome

about:blank

Planned Visit Date : 2017-11-06  
Visit Confirmation Date : 2017-11-06  
Confirmation Time: 10:16:06



25°27'38.6"N 68°42'3... ★  
View larger map

ca Microfinance Ltd Hyderabad...  
Hyderabad Rd

Sign in

**Supervisory System**  
ment of Sindh |

Programme: DG/DHO Office  
Designation:  
User Id: dashboard

**Visit Plan**

Name of Supervisor: Dr. Abdul Shakoor Jarwar

Posting Place: Tando Allahyar

Total No. of field visits planned: 5

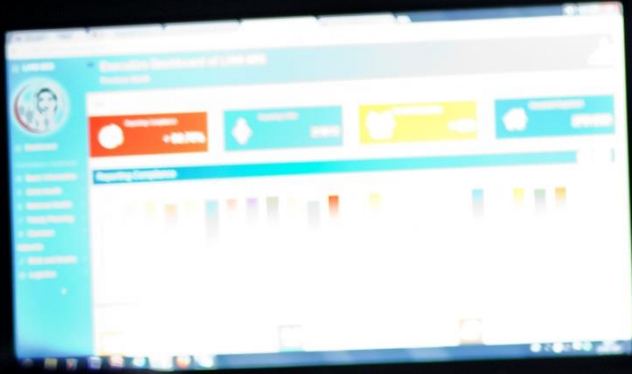
Province: Sindh

**Visits Planned**

Checklist	Fill within 30 days of visit date	HCP Name	Date
- Data Validation Form (LQAS)	✓		06 Nov 2017
- Data Validation Form (LQAS)	✗		28 Nov 2017
- Data Validation Form (LQAS)	✗		21 Nov 2017
- Data Validation Form (LQAS)	✗		15 Nov 2017



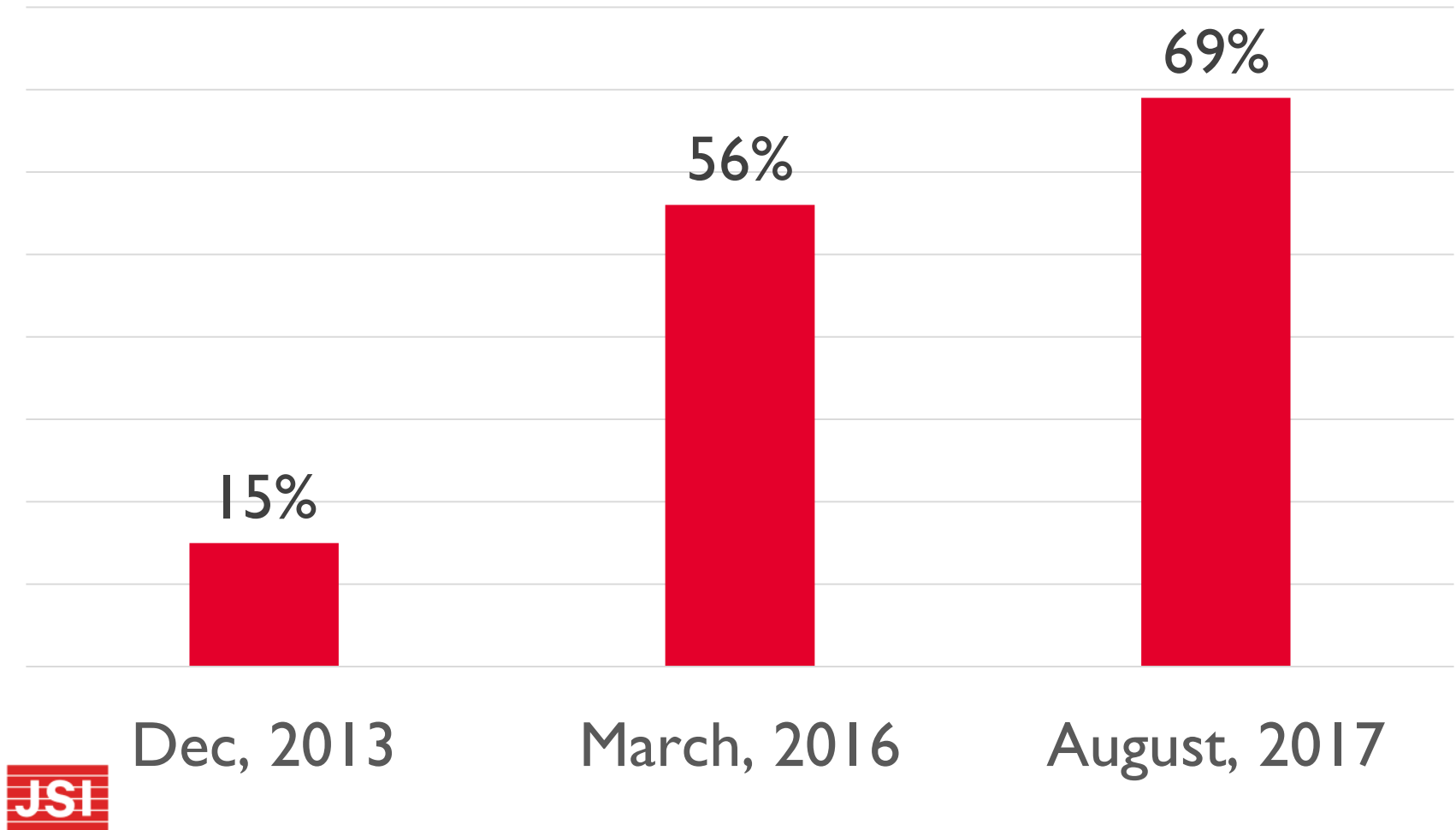
# Building capacity to generate actionable data



# Building a culture where actionable data is used



# Increase in health facilities reporting complete, accurate, and timely monthly reports

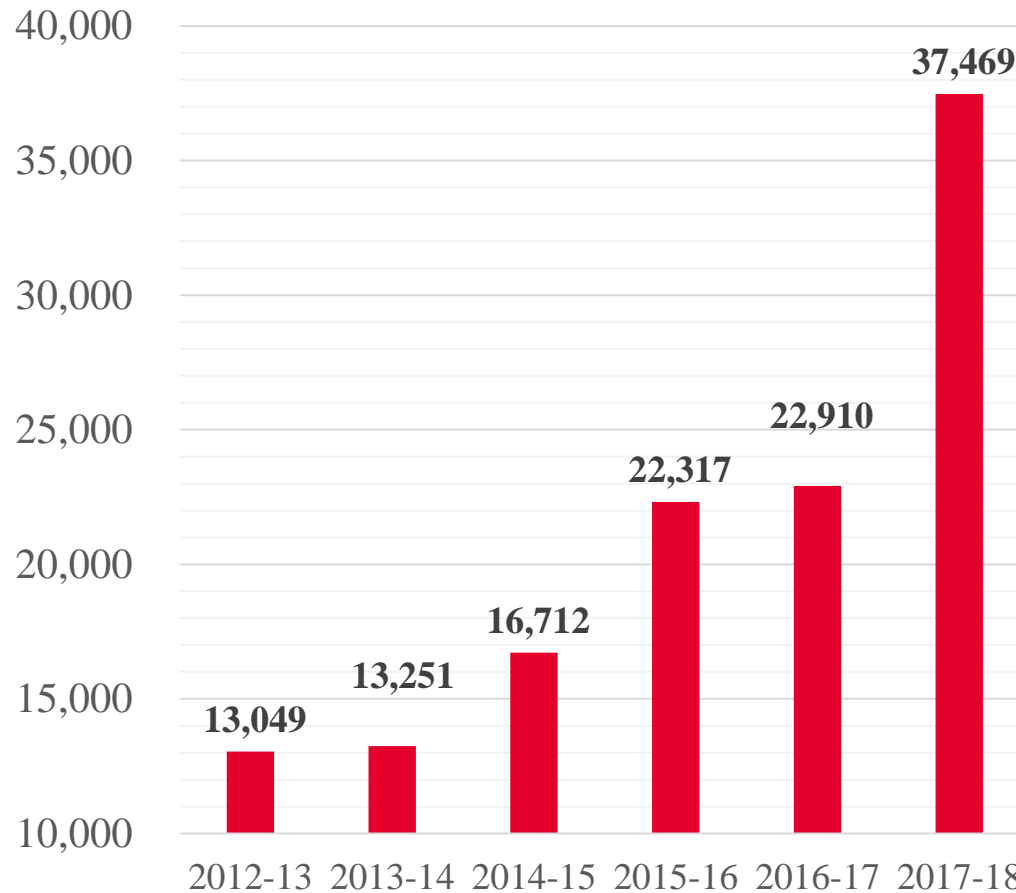




**Lady health worker  
reporting compliance  
now more than 95%**



# Increase in health spending



# Lessons learned

- Technology is just a tool; unless it is used correctly and willingly, it doesn't get us very far
- Working hand-in-hand with the government at every step is critical
- Standards matter
- Transparency and access to data at all levels of health system can build trust and improve performance
- Decision-making still needs to be improved



# Thank you

