









**Evidence-based  
medicine**



**Mobile Digital  
Technology**

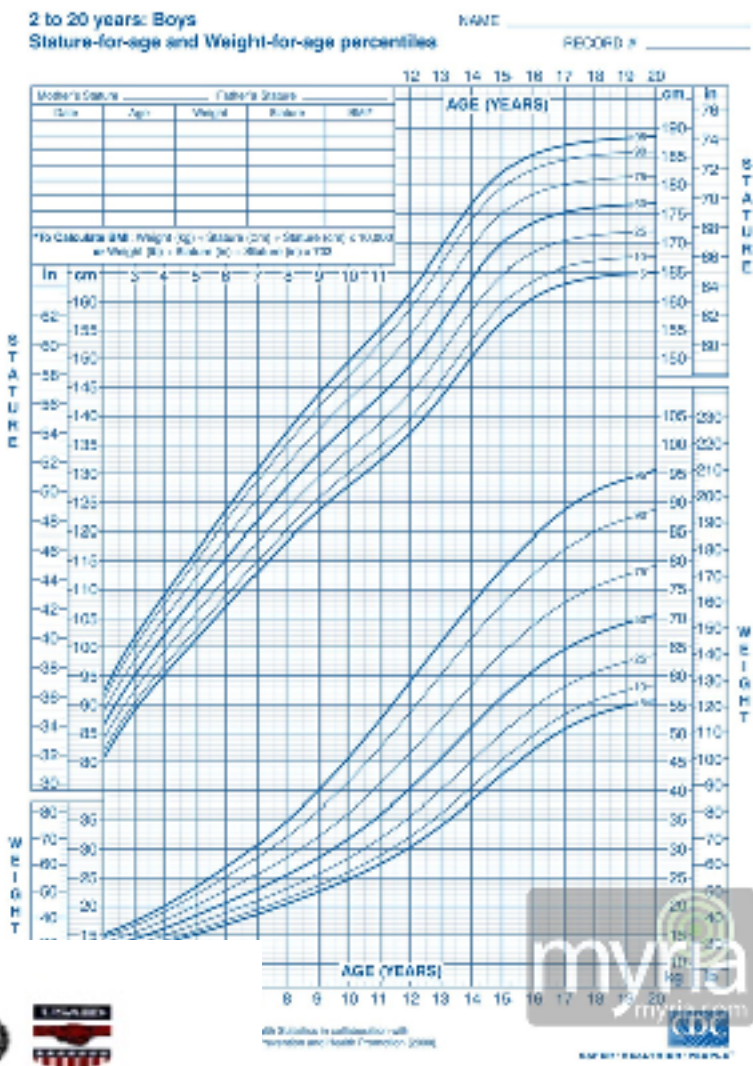


**Minimally  
skilled front line  
health workers**




LOOK AND FEEL:	CLASSIFY AS:	VERY SEVERE DISEASE/ MALARIA
<b>For all ages less than 6 months:</b> <ul style="list-style-type: none"> <li>Look for pale skin or jaundice</li> <li>Look for yellowing of the face</li> <li>Look for yellowing of the skin</li> </ul>	<b>Severely ill:</b> <ul style="list-style-type: none"> <li>4 months for MALARIAL SYMPTOMS</li> <li>Severely ill: 4 months for MALARIAL SYMPTOMS</li> </ul>	<ul style="list-style-type: none"> <li>Any general danger sign or</li> <li>Soft neck</li> </ul>
<b>For all ages 6 months to 5 years:</b> <ul style="list-style-type: none"> <li>Look for pale skin or jaundice</li> <li>Look for yellowing of the face</li> <li>Look for yellowing of the skin</li> </ul>	<b>Severely ill:</b> <ul style="list-style-type: none"> <li>4 months for MALARIAL SYMPTOMS</li> <li>Severely ill: 4 months for MALARIAL SYMPTOMS</li> </ul>	<ul style="list-style-type: none"> <li>Any general danger sign or</li> <li>Soft neck</li> </ul>
<b>For all ages 5 years and above:</b> <ul style="list-style-type: none"> <li>Look for pale skin or jaundice</li> <li>Look for yellowing of the face</li> <li>Look for yellowing of the skin</li> </ul>	<b>Severely ill:</b> <ul style="list-style-type: none"> <li>4 months for MALARIAL SYMPTOMS</li> <li>Severely ill: 4 months for MALARIAL SYMPTOMS</li> </ul>	<ul style="list-style-type: none"> <li>Any general danger sign or</li> <li>Soft neck</li> </ul>

ASK:	LOOK AND FEEL:	CLASSIFY AS:
<b>ASK:</b> <ul style="list-style-type: none"> <li>Is the young infant have diarrhoea?</li> </ul>	<b>LOOK AND FEEL:</b> <ul style="list-style-type: none"> <li>Look at the young infant's general condition. Is the infant looking well or unwell?</li> <li>Look for yellowing of the face</li> <li>Look for yellowing of the skin</li> </ul>	<b>CLASSIFY AS:</b> <ul style="list-style-type: none"> <li>Severely ill: 4 months for MALARIAL SYMPTOMS</li> <li>Severely ill: 4 months for MALARIAL SYMPTOMS</li> </ul>



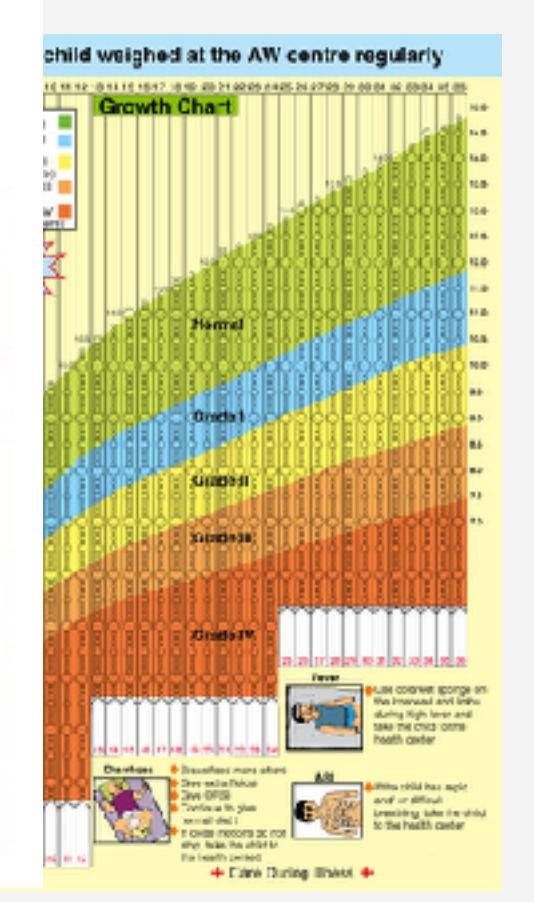
ASK:	LOOK AND FEEL:	CLASSIFY AS:
<b>ASK:</b> <ul style="list-style-type: none"> <li>Is the child have fever?</li> </ul>	<b>LOOK AND FEEL:</b> <ul style="list-style-type: none"> <li>Look at the child's general condition. Is the child looking well or unwell?</li> <li>Look for yellowing of the face</li> <li>Look for yellowing of the skin</li> </ul>	<b>CLASSIFY AS:</b> <ul style="list-style-type: none"> <li>Severely ill: 4 months for MALARIAL SYMPTOMS</li> <li>Severely ill: 4 months for MALARIAL SYMPTOMS</li> </ul>

ASK:	LOOK AND FEEL:	CLASSIFY AS:
<b>ASK:</b> <ul style="list-style-type: none"> <li>Is the child have fever?</li> </ul>	<b>LOOK AND FEEL:</b> <ul style="list-style-type: none"> <li>Look at the child's general condition. Is the child looking well or unwell?</li> <li>Look for yellowing of the face</li> <li>Look for yellowing of the skin</li> </ul>	<b>CLASSIFY AS:</b> <ul style="list-style-type: none"> <li>Severely ill: 4 months for MALARIAL SYMPTOMS</li> <li>Severely ill: 4 months for MALARIAL SYMPTOMS</li> </ul>



SEVERE DEHYDRATION	SOME DEHYDRATION	NO DEHYDRATION
<ul style="list-style-type: none"> <li>Two of the following signs: <ul style="list-style-type: none"> <li>Look for pale skin or jaundice</li> <li>Look for yellowing of the face</li> <li>Look for yellowing of the skin</li> </ul> </li> </ul>	<ul style="list-style-type: none"> <li>Two of the following signs: <ul style="list-style-type: none"> <li>Look for pale skin or jaundice</li> <li>Look for yellowing of the face</li> <li>Look for yellowing of the skin</li> </ul> </li> </ul>	<ul style="list-style-type: none"> <li>Two of the following signs: <ul style="list-style-type: none"> <li>Look for pale skin or jaundice</li> <li>Look for yellowing of the face</li> <li>Look for yellowing of the skin</li> </ul> </li> </ul>

ASK:	LOOK AND FEEL:	CLASSIFY AS:
<b>ASK:</b> <ul style="list-style-type: none"> <li>Is the child have fever?</li> </ul>	<b>LOOK AND FEEL:</b> <ul style="list-style-type: none"> <li>Look at the child's general condition. Is the child looking well or unwell?</li> <li>Look for yellowing of the face</li> <li>Look for yellowing of the skin</li> </ul>	<b>CLASSIFY AS:</b> <ul style="list-style-type: none"> <li>Severely ill: 4 months for MALARIAL SYMPTOMS</li> <li>Severely ill: 4 months for MALARIAL SYMPTOMS</li> </ul>







The diagram illustrates the relationship between clinical data categories and clinical conditions. The categories are History, Vital Signs, and Physical Exam. The conditions are Dehydration (Moderate), Respiratory Distress (Mild), Sepsis (Moderate), and Possible Malaria. Dashed lines connect the categories to the conditions, indicating which data points are relevant for each condition.

Category	Item	Dehydration (Moderate)	Respiratory Distress (Mild)	Sepsis (Moderate)	Possible Malaria
History	Yellow	Yes	No	No	No
	Light Brown	Yes	No	No	No
	Medium Brown	Yes	No	No	No
	Dark Brown	Yes	No	No	No
	White	No	Yes	No	No
Vital Signs	Light Green	No	Yes	No	No
	Medium Green	No	Yes	No	No
	Dark Green	No	Yes	No	No
	Teal	No	No	Yes	No
	White	No	No	No	Yes
Physical Exam	Light Blue	No	No	Yes	No
	Medium Blue	No	No	Yes	No
	Dark Blue	No	No	Yes	No
	Very Dark Blue	No	No	Yes	No
	White	No	No	No	Yes



**medsinc™**

- ### DOES THE CHILD HAVE FEVER?

**YES** (Temperature > 38°C)

**NO** (Temperature < 38°C)

**Check for fever:**

  - Rectal: Most accurate
  - Oral: Tongue
  - Ear: Tympanic
  - Forehead: Temp strip

**Check for fever:**

  - Rectal: Most accurate
  - Oral: Tongue
  - Ear: Tympanic
  - Forehead: Temp strip

### CLASSIFICATION OF DEHYDRATION

**NO DEHYDRATION**

**SEVERE DEHYDRATION**

**MODERATE DEHYDRATION**

**NO DEHYDRATION**

### DOES THE CHILD HAVE FEVER?

**YES** (Temperature > 38°C)

**NO** (Temperature < 38°C)

**Check for fever:**

  - Rectal: Most accurate
  - Oral: Tongue
  - Ear: Tympanic
  - Forehead: Temp strip

**Check for fever:**

  - Rectal: Most accurate
  - Oral: Tongue
  - Ear: Tympanic
  - Forehead: Temp strip

### DOES THE CHILD HAVE FEVER?

**YES** (Temperature > 38°C)

**NO** (Temperature < 38°C)

**Check for fever:**

  - Rectal: Most accurate
  - Oral: Tongue
  - Ear: Tympanic
  - Forehead: Temp strip

**Check for fever:**

  - Rectal: Most accurate
  - Oral: Tongue
  - Ear: Tympanic
  - Forehead: Temp strip

### CLASSIFICATION OF DEHYDRATION

**NO DEHYDRATION**

**SEVERE DEHYDRATION**

**MODERATE DEHYDRATION**

**NO DEHYDRATION**

### DOES THE CHILD HAVE FEVER?

**YES** (Temperature > 38°C)

**NO** (Temperature < 38°C)

**Check for fever:**

  - Rectal: Most accurate
  - Oral: Tongue
  - Ear: Tympanic
  - Forehead: Temp strip

**Check for fever:**

  - Rectal: Most accurate
  - Oral: Tongue
  - Ear: Tympanic
  - Forehead: Temp strip

### DOES THE CHILD HAVE FEVER?

**YES** (Temperature > 38°C)

**NO** (Temperature < 38°C)

**Check for fever:**

  - Rectal: Most accurate
  - Oral: Tongue
  - Ear: Tympanic
  - Forehead: Temp strip

**Check for fever:**

  - Rectal: Most accurate
  - Oral: Tongue
  - Ear: Tympanic
  - Forehead: Temp strip

### CLASSIFICATION OF DEHYDRATION

**NO DEHYDRATION**

**SEVERE DEHYDRATION**

**MODERATE DEHYDRATION**

**NO DEHYDRATION**

### DOES THE CHILD HAVE FEVER?

**YES** (Temperature > 38°C)

**NO** (Temperature < 38°C)

**Check for fever:**

  - Rectal: Most accurate
  - Oral: Tongue
  - Ear: Tympanic
  - Forehead: Temp strip

**Check for fever:**

  - Rectal: Most accurate
  - Oral: Tongue
  - Ear: Tympanic
  - Forehead: Temp strip













THINKMD™